




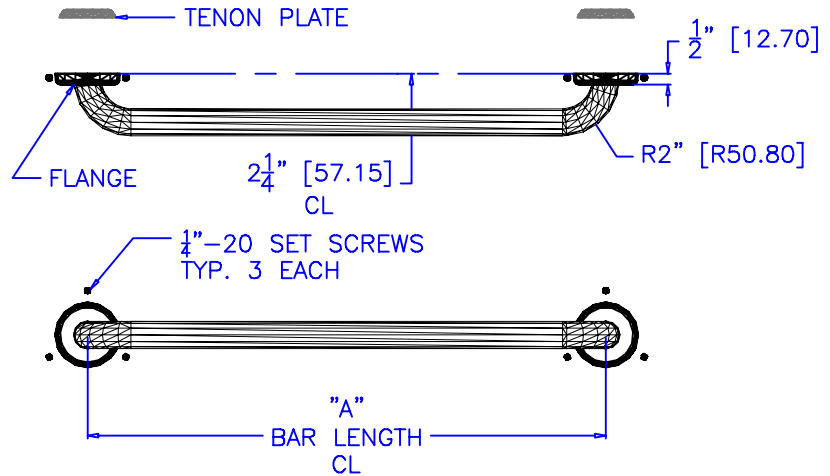
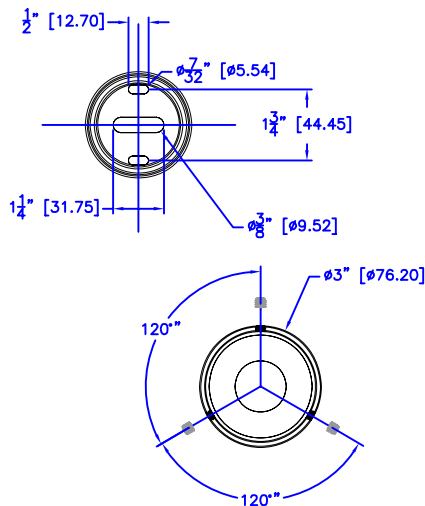
# Technical Data

## D-71XX-XX

### 1 1/4" STRAIGHT GRAB BAR



FLANGE & TENON PLATE DETAIL



FLANGE # D-71 - BAR # (LENGTH) XX - FINISH XX - GRIP XX

BAR # (LENGTHS)

-10 12"  
-11 16"  
-12 18"  
-13 24"  
-21 30"  
-14 32"  
-15 42"  
-16 36"  
-17 48"

FINISHES:

-SS SATIN STAINLESS  
-BS BRIGHT STAINLESS  
-SS-P SATIN STAINLESS WITH PEEN SAFETY GRIP  
-BS-P BRIGHT STAINLESS WITH PEEN SAFETY GRIP  
-SS-K SATIN STAINLESS WITH KNURL SAFETY GRIP  
-BS-K BRIGHT STAINLESS WITH KNURL SAFETY GRIP  
-(PC) POWDER COAT - SPECIFY COLOR

PEEN AND KNURL GRIPS WILL BE APPLIED TO STRAIGHT SECTION OF GRAB BAR ONLY.

## Construction:

TUBING: 1 1/4" X 18 GAUGE, TYPE 304 STAINLESS STEEL. MANDREL BENT TUBE ENDS PASS THROUGH FLANGES AND ARE TIG WELDED TO FORM A SINGLE STRUCTURE UNIT. WALL CLEARANCE IS 1 1/2".

FLANGES: 11 GAUGE X 3" DIAMETER TYPE 304 STAINLESS STEEL WITH 3 SET SCREWS FOR ATTACHING TO TENON PLATE.

TENON PLATE: 11 GAUGE GALVANIZED STEEL WITH SLOTTED HOLES FOR MOUNTING TO WALL

SET SCREWS: 1/4"-20 X 1/4" CONE POINT STAINLESS STEEL SOCKET HEAD

## STRENGTH:

BREY-KRAUSE GRAB BARS WITH 1 1/2" WALL CLEARANCE MEET AND EXCEED ADA LOAD REQUIREMENTS OF 250 POUNDS WHEN PROPERLY INSTALLED.

CAUTION: A GRAB BAR IS ONLY AS STRONG AS THE ANCHORING DEVICES AND THE WALL ON WHICH IT IS MOUNTED TO.

## Installation:

SECURE GRAB BAR TO WALL WHERE ADEQUATE IN-WALL BACKING EXISTS. POSITION BAR HORIZONTALLY SO THAT THE GRIPPING SURFACE IS 33" TO 36" ABOVE FINISHED FLOOR. USE GRAB BAR AS TEMPLATE TO LOCATE MOUNTING HOLES ON TENON PLATE. DRILL HOLES AND MOUNT TENON PLATE. MOUNT GRAB BAR TO WALL BY FASTENING SET SCREWS TO TENON PLATE. GRAB BAR MOUNTING KITS ARE AVAILABLE.

## Guide Specification:

GRAB BAR IS FABRICATED OF 304 STAINLESS STEEL WITH CONCEALED MOUNTING FLANGES AND TENON PLATE IN SIZE AND CONFIGURATION INDICATED.

The manufacturer reserves the right to make changes in design and material without formal notice and without incurring obligation

© Copyright 2005  
Brey-Krause Manufacturing

Brey-Krause Manufacturing  
1209 West Lehigh Street, Bethlehem, PA 18018  
Phone: 610.867.1401 Fax: 610.866.1433  
www.breykrause.com